

The background is a dark grey color filled with various colorful, abstract shapes. These shapes include triangles, circles, polygons, and organic, cloud-like forms in shades of orange, purple, teal, pink, blue, green, and yellow. The shapes are scattered across the page, creating a vibrant and playful pattern.

HAMMER


HAMMER SKETCHBOOK

My Name:

Welcome to the Hammer Museum!

Artists collect their ideas, capture their experiences, document the world around them, and doodle in their sketchbooks. Use this sketchbook to explore and document your visit to the museum and beyond.

Start by using your pencil to draw a line that might describe how you're feeling today.



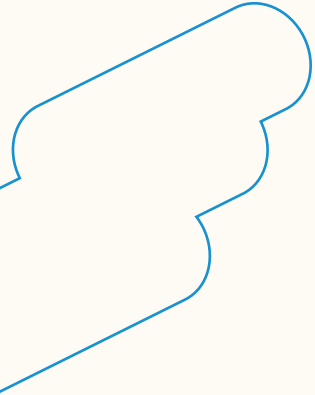
Follow the prompts on the next pages to make connections to the artworks on view. Please move with care through the galleries and keep a safe distance from the artwork. If you need help or have questions, ask a friendly Gallery Attendant, dressed in black.

Find an artwork that surprises you.

What surprised you about this artwork? Draw or write your response below.

ARTIST: _____

TITLE: _____



Reflection: What more do you notice after drawing or writing about the artwork?

Find an artwork with a lot of details.

Choose one area of this artwork to focus on. It could be a specific detail or one part of the artwork that you are especially interested in. Sketch or describe what you see.

ARTIST: _____

TITLE: _____



Reflection: What more did you learn about the artwork from looking so carefully?

Find an artwork that tells a story.

Take a moment to write about what you think might be going on in this artwork.



ARTIST: _____

TITLE: _____

Reflection: What did you discover about the artwork by writing about it?




Find an artwork that makes you want to move.

Stand at a safe distance from the artwork and pose or move your body in response to what you notice. Draw or write about the pose or movement that you chose.

ARTIST: _____

TITLE: _____

Reflection: What do you see that inspired your movement or position?



Find an artwork that makes noise, or that looks like it could make noises.

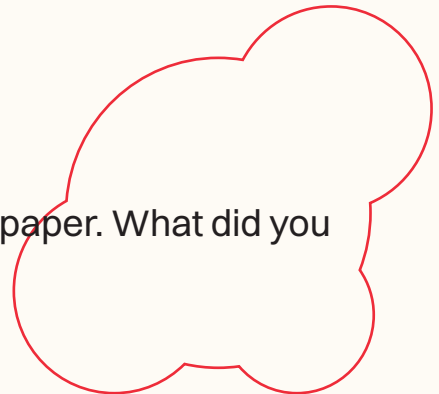
How might you illustrate the sounds that you are hearing or imagining? When you feel ready, start drawing.



ARTIST: _____

TITLE: _____

Reflection: Notice the different marks you made on your paper. What did you see or hear that inspired you to make those marks?




Find a gallery that you are drawn to.

As you move around the gallery, write a word for each thing you notice. Arrange the words into a poem.

A **gallery**
is a room
or smaller
space within
a museum
where art is
displayed.

GALLERY OR EXHIBITION: _____

Reflection: Read your poem aloud to yourself or someone else.



Find an artwork that connects to you!

Find an artwork that reminds you of your community, neighborhood, friends, family, or something else in your life. Write about or draw what feels familiar to you.

ARTIST: _____

TITLE: _____



Reflection: What did you learn about yourself by doing this activity?



Fill these pages with more ideas,
drawings, or doodles.

